

Winter 2021 ~ Anno Societatis 55

The Shire of Hartwood's HARTBEAT

LETTER FROM THE SENESCHAL

The Shire of Hartwood rests on the traditional lands of the Kwakwaka'wakw, the Nootka and the Coastal Salish.

Faillte Hartwood!

Writing the Seneschal's words for the Hartbeat is usually a task I enjoy, bringing hope and encouragement to our Shire as we look toward the future. This time, the article is challenging. What do I see when I look back? How do I lead forward when the path is so...wet?

Then, I remember. I remember that we have friends with us, that stand with us. That hold us together, and up, as we struggle to find the light. I remember that these people are more than friends, they are part of a family that we *chose* to invite into our lives.

Forever will I be grateful for each and every person who has touched my life. You enrich my existence with your experience; bring joy with your laughter; tears with your own; and, hope with your dreams. Together we hold our futures.

At this time of year, when we celebrate the rebirth and cleansing of the world, I encourage you to look toward your friends and family, to reflect on what you each bring to your lives. See the gift that *you are* and believe that truth.

In Tir Righ, we have STRENGTH!


With One Heartbeat....

Ban tiarna Elphin o Flaithbheartaigh
Seneschal, Shire of Hartwood



Inside this issue

| | |
|--------------------------------------|---|
| Letter from the Seneschal..... | 1 |
| Seal Matrix Joy..... | 2 |
| A Grete Pye..... | 2 |
| South Hartwood Archery 3 | |
| Reflections & Dreams..... | 4 |
| A Språng Journey | |
| Continues..... | 5 |
| Midsummer Champions Information..... | 6 |
| Hartwood officers..... | 6 |
| Crisis Information..... | 6 |
| Upcoming Events..... | 7 |
| Current Royalty..... | 8 |
| Website information..... | 8 |



SEAL MATRIX JOY

Halima al-Rakkasa

Did you know that Muirgen has even more hidden talents?

From what I understand of the story, Muirgen had ordered some seal matrices, and included one for the Shire. However, the image was not to her standards. So, the design was ground off, the surface repolished, and the badge re-engraved... all by the hands of Muirgen na Loinge Ghealai. Both a service and an art!

Kudos to Muirgen!



A while ago I received a copy of The Medieval Cookbook. I encourage those that try the recipe to post pictures in the Shire's Facebook group. ~ Elphin

A GRETE PYE

serves 6-8

No Christmas feast in medieval times was complete without a 'grete pye'. In Some recipes, it could contain many varied meats, but quite often only two or three different kinds were suggested; change the meats suggested here if you wish.

- 450g/1lb shortcrust pastry
- 1 egg white, beaten until liquid
- 450g/1lb boned breast of chicken, pigeon or wild duck and/or saddle of hare or rabbit (not stewing meat)
- Salt and black pepper
- 450g/1lb minced beef
- 2 tbsp shredded suet
- 3 hard-boiled egg yolks, crumbled
- Spice mixture made with: 1/4 tsp each ground cinnamon and mace and a pinch of ground cloves
- 25g/1oz stoned cooking dates, chopped
- 25g/1oz currants
- 50g/2oz stoned prunes, soaked and drained
- 125ml/4 fl oz/ 1/2 cup beef stock
- 1tbsp rice flour or cornflour

Use just over half the pastry to line a 23-cm/9-inch pie plate. Brush the inside with some of the egg white.

Skin the pieces of breast and the other meat if necessary and parboil them gently in salted water for 10-15 minutes. Drain and leave to cool. Mix together in a bowl the minced beef, suet, salt and pepper to taste, the egg yolks and half the spice mixture. Add the rest of the spices to the dried fruit in another bowl. Slice the parboiled meat. Pre-heat the oven to 220°C/425°F/Gas Mark 7.

Add 1 or 2 tablespoons of the beef stock to the rice flour or cornflour in a small saucepan and cream them together; then add the remaining stock and stir over gentle heat until slightly thickened. Keep aside.

Cover the bottom of the pastry case with half the mince mixture. Arrange the sliced meat in a flat layer on top. Scatter the chopped spiced fruit over it and cover with the remaining mince. Pour the thickened stock over the lot.

Roll out the remaining pastry into a round to make a lid for the pie. Brush the rim of the case with a little more egg white and cover with the lid. Press the edges to seal, and make escape slits for steam. Decorate with the pastry trimmings and glaze with egg white. Bake for 15 minutes, then reduce the heat to 160°C/325°F/Gas Mark 3 and bake for 45-50 minutes longer.

From The Medieval Cookbook by Mary Black (second edition 2012, p.119)

South Hartwood Archery

There was a great turnout at South Hartwood archery practice even though the season was short. This was the first time holding a South Hartwood practice, which was held close to Duncan in the area of Glenora. Members from Hartwood and Seagirt made their way back to the range. While some archers wanted to work on ranking on the An Tir scoreboard, others were happy to participate, learn, and socialize after such a long time away due to the Plague that ravaged the land.

Master James constructed several new rolled cardboard target faces for use on the range, and even imprinted his instructions 'on line', which seems like witchcraft to me.

[Link to YouTube video](#)

https://www.youtube.com/watch?v=Z8iSFAVwVVI&ab_channel=JamesLlewellyn

His Excellency Connall MacLagmayn also experimented with a rolled rush target face that was relatively easy to make, can easily be returned to the earth, and quite effective as stopping arrows.

[Link to Facebook Post](#)

https://www.facebook.com/permalink.php?story_fbid=336519781463802&id=108198587629257



With the wrap-up of the season, Hartwood (and Seagirt North) members appear numerous times on the An Tir archery scoreboard, with many of us ranking in the top 10 of An Tir! Master James Llewellyn reached #3 and Her Ladyship Aróc ingen Cormaicc reached #8 in Period Crossbow, Lord Aonghus Keith reached #8 in Period Crossbow, and Lady Esa inghean Alasdair reached #8 in Period Recurve. Also ranking was HE Connall MacLagmayn in Longbow, as well as Lady Esa inghean Alasdair, Lady Zuana of Insula Magna, and newcomer Isabella Foxwell in the Open category.

The season ended with a Shrinking Pumpkin Shoot which led to much excitement and spillage of pumpkin innards, much to the delight of the local deer population.

We'd like to give special thanks to Her Excellency Letitia Talbot and His Excellency Connall MacLagmayn for use of their field. We can't wait for next season!

Lady Esa



AN TIR VIRTUAL EVENTS PAGE

<https://www.facebook.com/AnTirEventsVirtualFeed/>

Check it out!

There's so much going on!!!

REFLECTIONS AND DREAMS

Once, a very long time ago, I went to a June Faire in Washington. I had been playing a very short time and when I arrived, I was in awe. The tents and pageantry, the clothing and merchants, were everything I had never imagined could happen. There were hundreds of people living their daily medieval lives and hundreds more in modern clothes watching, asking questions, shopping.

Fast forward a few years; no, a few more. It's now 2018 and I'm event stewarding for the first time; Fall Champions 2019. I have a great team and we have it all going smoothly, except that Covid shut it all down. That was a bummer.

As weeks moved into months, we transitioned to hosting E-events, including Champions Favour, one of the first virtual events in what would become hundreds world-wide. Almost two years later, my dream for an in person event has finally been accepted and a site is being finalized.


I know you want to hear about it, so gather closer.

On Sunday, June 5, 2022, at the Errington Community Park, there will be a re-creation of A Day in a Medieval Market. And, I dream that all of us who play on Magna Insula (and beyond) will come out on that day and celebrate us and invite the public to see what a great group we are. There is a place for everyone to participate and the day would be free for us.

Exciting, I know!

I'm on pins and needles waiting to hear from the Parks department that we can have the event and when we do, keep watching Facebook Posts for updates and ways you can be a part of this epic day.

Yours in service,
Signora Aspasia Bevilacqua
Shire of Hartwood
Chief Scribe and Exemplar



A Språng Journey Continues

Halima al-Rakkasa

If you have read "The Språng Journey of Halima al-Rakkasa" (found at <https://athenaeum.baronyofmadrone.net/exhibits/the-sprang-journey-of-halima-al-rakkasa/>), then you know this språng topic is a rabbit hole.

This technique requires little in the way of tools, with the manipulation of the warps (thread or yarn) being the main challenge.

Tools are:

- something to hold the warps (a wire in-basket from the office; or an embroidery frame; or a picture frame; or the legs of a chair upside down);
- something to hold the ends of the warps in such a way that the tension can be adjusted (a pair of dowels/chopsticks; or a pair of heavier cords) within the larger frame;
- something like extra yarn or bamboo skewers to control the twist while working;
- latch hook or crochet hook to chain the mid line and/or the warp ends, off the frame;
- perhaps a long crochet hook or knitting needle to help with the final rows;
- fingers.

Materials are:

- yarn of near any thickness, best if tightly twisted and smooth.

Once the warps are anchored within your frame, the rest is up to your creativity.

For a plain, elastic fabric, interlinking creates a fairly tight mesh for a pouch or a cap; changing the direction of the twist, the braiding action, can create a textured pattern. For something more open, use the same technique, and group the warps for eyelets or a hairnet or a shopping bag.

For a plaid, bias fabric, use two colors, and interlace to create a unique design. It's not quite so elastic as interlinking, yet the bias gives it some stretch. This is again a tighter "weave".



Then there's intertwining! On October 28th of this year, Carol James, a noted textile artist and instructor, taught an online class on språng intertwining, much like what is seen on the dense caps of Coptic Egypt. The result is much like plain interlinking, but with twining warps running on the diagonal, opening up a new window for design opportunities.

I tend to make pouches and caps from språng, though other garments and furnishings are possible. In this photo, you can see one block of intertwining for a cap of bulky yarn. I have the technique under control, for the most part; calculating final dimensions are a challenge, because you must know the length of the starting warps, which determines the final size when done, different for each technique.

There are still greater levels of complexity in språng technique involving multiple layers, warps that appear and disappear, and more. I appreciate the possibilities ahead of me.

Want to take your own journey? I teach classes to get you started. Or look for the books by Carol James (being readily available) at https://www.spranglady.com/store/c2/Books_by_Carol.html. I have a small stash of 'Sprang Unsprung' and 'Sprang Lace Patterns' on hand; you can contact me to purchase. Feel free to check out the resources on the Athenaeum link for even more details.

Have fun!

Your health and safety is always first.
Always.

We know and have heard in a thousand different ways that COVID seclusion and isolation is hard, that times are difficult to navigate and that people are struggling. We hear this often because it is true.

If you are struggling, please reach out to a friend, a colleague, or if you feel you need a non-judgemental third party, consider calling any of the following:

Vancouver Island Crisis Line: 1-888-494-3888

Crisis Text – 250-800-3806 – (6pm to 10pm nightly)






Crisis Line BC (24/7): 1-800-784-2433

Mental Health Support: 310-6789

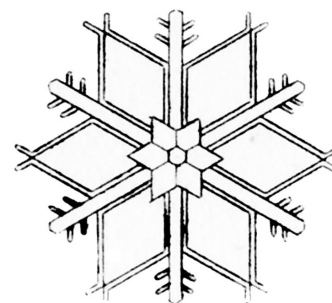
Canada Suicide Prevention Service: 1-833-456-4566

You can call and speak anonymously to a crisis intervention worker about problems or issues, which have you feeling out of control in your life, and be heard and supported in a non-threatening, non-judgemental way. Talking with a caring, third party is helpful whether you are in a crisis yourself or worried about someone else.


HARTWOOD OFFICERS

| | | |
|---|-----------------------------|--|
| | Seneschal | Ban tiarna Elphin o Flaithbheartaigh hartwood.seneschal@tirrigh.org |
|  | Exchequer | Mualana Halima al Rakkasa hartwoodexchequer@tirrigh.org |
|  | Chamberlain | Lady Fiongualla Inghean Ui Murchaidh hartwood.chamberlain@tirrigh.org |
|  | Herald | Mistress Alicia le Wilfulle hartwood.herald@tirrigh.org |
|  | Chatelaine | Vacant |
|  | Minister of Arts & Sciences | Lord Maurus Ioinur hartwood.artsnsci@tirrigh.org |
| | TUTr Minister | Lady Gwynaffel ben Madudhai hartwood.tutr@tirrigh.org |
|  | Minister of Stables | Honourable Lord Kjartan hartwood.ministerofstables@tirrigh.org |
|  | Chief Archer | Master John Macandrew hartwood.archery@tirrigh.org |
|  | Chief Chucker | Vacant |
|  | Minister of Blades | Vacant |
|  | Chronicler | Her Ladyship Aróc ingen Cormaicc hartwood.chronicler@tirrigh.org |
|  | Chief Scribe | Signora Aspasia Bevilacqua hartwood.scribe@tirrigh.org |
|  | Webminister | Vacant |
|  | Family Fun | Lady Fiongualla Inghean Ui Murchaidh hartwood.familyactivities@tirrigh.org |
| | Royal Patron | Duchess Tangwystl D'Courci |

The snowflakes featured in this edition are sketches of actual snowflakes "from a very old encyclopedia". There's more at: <https://thegraphicsfairy.com/vintage-clip-art-3-cute-snowflakes/>



A new herd is coming to Hartwood



**midsummer's
CHAMPIONS**

hosted by

The Shire of Hartwood

Event Site

2601 Alberni Highway, Coombs
British Columbia, V9K 1X1

July 22 - July 24

Site opens July 22 at 4pm

Site closes July 24 at 2pm

<https://antir.org/events/mid-summers-champions/>

UPCOMING EVENTS IN AN TIR & BEYOND!

DECEMBER 2021

| Event Date | Event | Activities | Hosts |
|----------------------------|---|------------|-------|
| 1 12:00 AM - 11:59 PM | January Crier Content Submission Deadline 📅 <i>The Kingdom of An Tir (Oregon, Washington, Northern Idaho, and British Columbia)</i> | | |
| 4 8:00 AM - 11:30 PM | Good Yule <i>The Barony of Aquaterra (Snohomish County, WA)</i> | | |
| 4 - 5 8:00 AM - 5:00 PM | Seaside Demo <i>The Canton of Caladphort (Gray's Harbor County, WA)</i> | | |
| 4 9:00 AM - 9:00 PM | Inlands Yule 🏰 <i>The Barony of Wealdsmere (Spokane, Spokane County, WA)</i> | 🏰 🎵 🍷 🍷 | |
| 4 12:00 PM - 9:00 PM | Seagirt Yule <i>The Barony of Seagirt (Victoria, BC)</i> | | |
| 4 10:00 AM - 9:00 PM | Three Mountains Yule <i>The Barony of Three Mountains (Clackamas & Multnomah Counties, OR)</i> | | |
| 4 12:00 PM - 9:00 PM | Seagirt Yule <i>The Barony of Seagirt (Victoria, BC)</i> | | |
| 11 10:00 AM - 9:00 PM | A Yule Feast of Two Baronies 🏰 <i>The Barony of Glymm Mere (Thurston, Grays Harbor, and South Mason counties, WA)</i> | 🏰 🎵 🍷 🍷 | |
| 11 10:00 AM - 9:00 PM | A Yule Feast of Two Baronies 🏰 <i>The Barony of Glymm Mere (Thurston, Grays Harbor, and South Mason counties, WA)</i> | 🏰 🎵 🍷 🍷 | |
| 11 10:00 AM - 9:00 PM | Stromgard Yule <i>The Barony of Stromgard (Vancouver, WA)</i> | | |
| 11 10:00 AM - 10:00 PM | Wastekeep & Akornebir Yule <i>The Barony of Wastekeep (Tri-Cities, WA)</i> | | |
| 18 10:00 AM - 8:00 PM | Summits 11th Night Investiture 🏰 🌟 <i>The Shire of Coeur du Val (Corvallis, Benton County, OR)</i> | 🏰 🎵 | |

FEBRUARY 2022

| Event Date | Event | Activities | Hosts |
|------------------------------|--|------------|-------|
| 5 9:00 AM - 9:00 PM | Dragon's Lair's Candlemas <i>The Barony of Dragon's Lair (Kitsap & N Mason counties, WA)</i> | 🏰 🎵 🍷 🍷 | |
| 5 11:00 AM - 7:00 PM | Feast of St. Brigid <i>The Shire of Hauksgarðr (Hood River and Wasco Counties, OR)</i> | | |
| 5 12:00 PM - 8:00 PM | Candlemas <i>The Barony of Blatha An Oir (Tacoma-Pierce county, WA)</i> | | |
| 18 - 20 3:00 PM - 3:00 PM | Tir Righ February Investiture 🌟 <i>The Principality of Tir Righ</i> | | |
| 26 9:00 AM - 11:30 PM | Rogue Tavern Returns <i>The Barony of Madrone (King County, WA)</i> | | |

MARCH 2022

| Event Date | Event | Activities | Hosts |
|--------------------------------|---|------------|-------|
| 4 - 6 3:00 PM - 3:00 PM | Kingdom Arts & Sciences and Rapier Championships 2022 🌟 <i>The Kingdom of An Tir (Oregon, Washington, Northern Idaho, and British Columbia)</i> | 🏰 🎵 🍷 🍷 | |
| 12 12:00 AM - 12:00 AM | Feast of Fools <i>The Canton of Silverhart (Kootenai County, ID); A canton of the Barony of Wealdsmere</i> | | |
| 12 - 20 12:00 AM - 12:00 AM | Gulf Wars XXX <i>The Kingdom of Gleann Abhann (Mississippi, Louisiana, most of Arkansas, and Memphis, Tennessee)</i> | | |

APRIL 2022

| Event Date | Event | Activities | Hosts |
|-------------------------------|---|------------|-------|
| 1 - 3 3:00 PM - 3:00 PM | Tir Righ Heraldic and Scribal Symposium <i>The Principality of Tir Righ</i> | | |
| 21 - 24 10:00 AM - 8:00 PM | Honor War <i>The College of Lyonsmarche (Pullman, WA & Moscow, ID)</i> | 🏰 🎵 🍷 🍷 | |
| 29 - 1 12:00 PM - 12:00 PM | Embers and Ambrosia <i>The Barony of Blatha An Oir (Tacoma-Pierce county, WA)</i> | | |

JANUARY 2022

| Event Date | Event | Activities | Hosts |
|------------------------------|--|------------|-------|
| 1 12:00 AM - 11:59 PM | February Crier Content Submission Deadline <i>The Kingdom of An Tir (Oregon, Washington, Northern Idaho, and British Columbia)</i> | | |
| 7 - 9 12:00 AM - 11:59 PM | An Tir 12th Night 2022 🌟 <i>The Kingdom of An Tir (Oregon, Washington, Northern Idaho, and British Columbia)</i> | 🏰 🎵 🍷 🍷 | |
| 15 9:00 AM - 7:00 PM | Adiantum Midwinter's Feast <i>The Barony of Adiantum (Eugene, Lane County, OR)</i> | 🏰 🎵 🍷 🍷 | |
| 15 9:00 AM - 9:00 PM | Gentle Arts <i>The Barony of Seagirt (Victoria, BC)</i> | | |
| 28 - 30 3:00 PM - 5:00 PM | Ursulmas 🌟 <i>The Barony of Aquaterra (Snohomish County, WA)</i> | 🏰 🎵 🍷 🍷 | |
| 28 - 30 3:00 PM - 5:00 PM | Ursulmas 🌟 <i>The Barony of Aquaterra (Snohomish County, WA)</i> | 🏰 🎵 🍷 🍷 | |

WATCH FOR CHANGES &
ADDITIONS AT
<https://antir.org/events/>

CURRENT ROYALTY

| | |
|---|---|
|  | Her Royal Majesty of An Tir |
| |  |
| | <p>Queen Hélène d'Anjou (crown@antir.org)</p> |
| |  |

photographer: Duchess Meagan

| | | |
|---|---|---|
| Their Royal Highnesses of An Tir | |  |
|  |  | |
| <p>Crown Prince Sven Fallgr Gunnarsson</p> | <p>Crown Princess Raoukinn Eyverska Starradottir</p> | |
|  |  | |

photographer: Duchess Meagan

| | | |
|---|--|--|
|  | Their Highnesses of Tir Righ | |
| |  | |
| | <p>Prince Steinn Vikingsson (coronet@tirrigh.org)</p> | <p>Princess Gemma Delaroche (coronet@tirrigh.org)</p> |
| |  |  |

photographer unknown at this time

SCA: <https://sca.org/>

AN TIR: <https://antir.org/>

TIR RIGH: <https://tirrigh.org/>

HARTWOOD: <http://hartwood.tirrigh.org/>

<https://www.facebook.com/shireofhartwood>